

CG365C/S



FEATURES

- 20,000 Btu burner for faster boils

- Lower tier of dual-stacked burner lets you simmer and melt

- Continuous cast-iron grates for easy movement of pots and pans

- Spark ignition system re-ignites if flame goes out

- Dual-stacked, sealed burners for higher highs, lower lows

- Easy-clean seamless burner pan

- Illuminated control knobs

- Stunning minimalist design sits virtually flush to countertop

- Rigorously tested in our U.S. manufacturing facilities for decades of use

- Exceptional 24/7 support from our Customer Care team in Madison

ACCESSORIES

- Center burner wok grate

- High altitude conversion kit

- Signature red, black or brushed stainless control knobs

Accessories available through an authorized Sub-Zero dealer.
For local dealer information, visit subzero-wolf.com/locator.



KNOB OPTIONS



COOKTOP SPECIFICATIONS

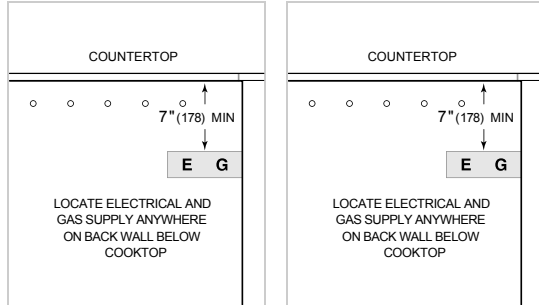
- 2 - 9,200 Btu Burner
- 2 - 12,000 Btu Burner
- 1 - 20,000 Btu Burner

PRODUCT SPECIFICATIONS

Model	CG365C/S
Dimensions	36"W x 6 3/4"H x 21"D
Weight	100 lbs
Electrical Supply	120 VAC, 60 Hz
Electrical Service	15 amp dedicated circuit
Gas Supply	3/4" ID line
Gas Inlet	1/2" NPT female

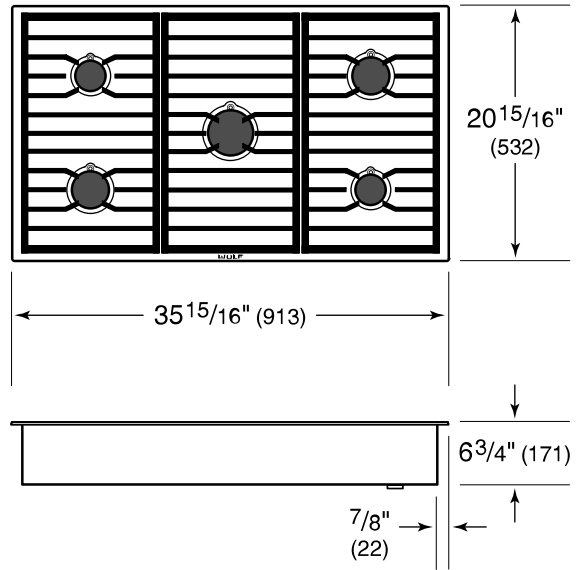
ELECTRICAL

GAS

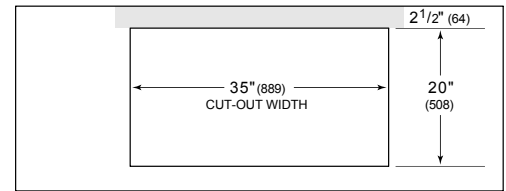


NOTE: Dimensions in parenthesis are in millimeters unless otherwise specified

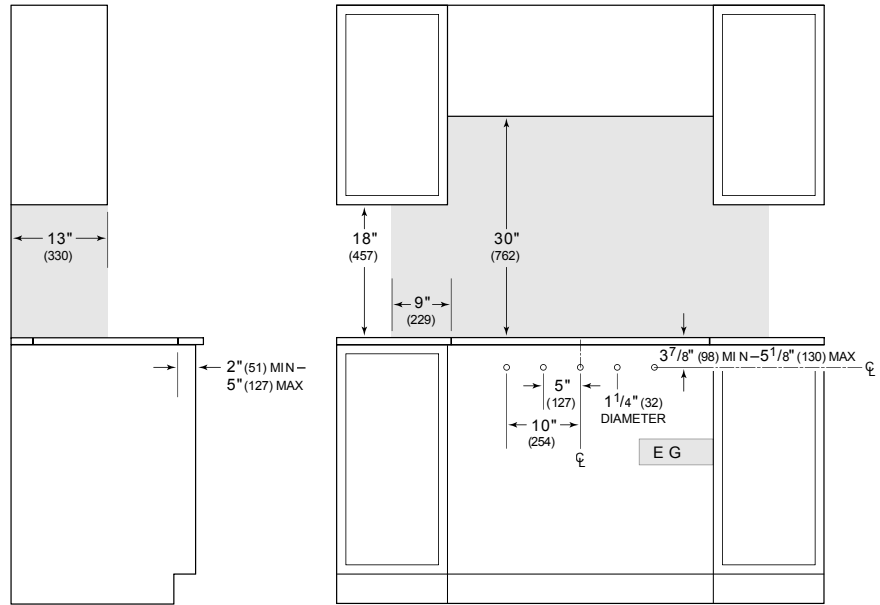
DIMENSIONS



STANDARD INSTALLATION



COUNTERTOP CUT-OUT



SIDE VIEW

FRONT VIEW

NOTE: Shaded area above countertop indicates minimum clearance to combustible surfaces, combustible materials cannot be located within this area.
Maximum facade thickness (25). 1" (25) thickness extends 17(32) left and right and 2(51) above and below centerlines.